

ENGINE

Type	SI, 4 stroke, Air cooled, SOHC, Fuel Injection
Engine Capacity	159.7 cm³
Maximum Power	Sport : 11.8 kW (16.04 PS) @ 8750 rpm Urban/ Rain : 9.8 kW (13.32 PS) @ 8000 rpm
Maximum Torque	Sport : 13.85 Nm @ 7000 rpm Urban/ Rain : 12.7 Nm @ 6500 rpm
Fuel Supply System	Fuel Injection
Number of Valves	2 valves
Starting	Electric Start
Power to weight Ratio	Drum: 0.0861 kW/kg Disc: 0.0855 kW/kg
Cooling System	Air cooled
Gearbox	5 speed gear box
Rear Suspension	Monotube Inverted Gas filled shox (MIG) with spring aid
Frame	Double cradle Synchro Stiff
Front Suspension	Telescopic forks

FUEL TANK CAPACITY

Full	12 L
------	------

DIMENSIONS

Height	1105 mm
Length	2085 mm
Width	730 mm
Wheelbase	1300 mm
Ground Clearance	180 mm
Saddle Height	790 mm

ELECTRICAL

Battery	12V, 6Ah MF
Headlamp	AHO, LED Headlamp with all time ON LED position lamp
Tail Lamp	LED

TYRE

Tyre (Front)	90/90-17 Tubeless
Tyre (Rear)	120/70-17 Tubeless (Top End) 110/80-17 Tubeless (Drum & Disc Version)

BRAKE

Front	270mm dia Petal Disc
Rear	200 mm dia Petal Disc (Disc & Top End) 130 mm dia drum (Drum Version)
Brake Fluid	DOT 3 / DOT 4

WEIGHTS

Kerb Weight	137 kg (Drum Version) 138 kg (Disc & Top End)
-------------	--

PERFORMANCE

Max speed	Sport : 107 km/h Urban/ Rain : 97 km/h
-----------	---

FEATURES

Base (Drum) / Base (Disc)	Engine & ABS Ride modes – Sport, Urban & Rain modes; LED Headlamp with AHO/ all time ON LED FPL, LED Tail lamp, New digital speedometer, refreshed style & graphics
Top (Disc-BT)	Engine & ABS Ride modes – Sport, Urban & Rain modes; LED Headlamp with AHO/ all time ON LED FPL, LED Tail lamp, New digital speedometer with Bluetooth connectivity, 120mm wide rear tyre, refreshed style & graphics

AVAILABLE COLORS



Above specifications are certified as per **BS-VI** vehicle norms.



TVS MOTOR COMPANY **TVS**

TVS Motor Company Limited, P.B. No. 4, Harita, Hosur – 635 109, Tamil Nadu, India.  
Telephone: +91 (4344) 276878 / 277311.

#TVSApacheSeries Visit [www.tvsapache.com](http://www.tvsapache.com)

**TVS** *Racing*

**TVS**



**THE ALL-NEW  
RACER'S CHOICE.**

**Apache**  
**RTR 160**

RACING DNA UNLEASHED

**First-in-class ride modes and** **SMART XCONNECT** | **New aggressive styling** | **Wider rear tyre**



AFTER A DECADE  
OF BEING  
THE RACER'S FAVORITE,  
**NOW THERE'S  
A REASON  
TO ADMIRE  
IT MORE.**

For over ten years the TVS Apache RTR 160 has been a mainstay on the track, pushing the boundaries of performance. Now the iconic race machine is reengineered for the racers of today.

It's the first in its class to be equipped with ride modes, making the already formidable performance machine, even more cutting edge. The iconic styling now gets more aggressive, with distinct LED headlamp and tail lamp. While the flared tank design and angular cowls, offer aerodynamic superiority and track presence.



## EVERY APACHE IS BORN OF A **RACING GENE**

The Racing DNA of the TVS Apache stems from TVS Racing, India's first factory racing team. Since 1982, we have dominated tracks around the world, racking up championship wins in Road racing, Rallying, Motocross and Supercross.

The team boasts of a 90% win rate and that excellence is engineered into every TVS Apache.

**TVS** *Racing*



# SMARTXCONNECT WITH VOICE ASSIST

The TVS Apache RTR 160 features three unique ride modes that enable your race machine to adapt to any condition with the press of a button. Switching modes triggers changes in the engine and ABS response to ensure optimal race performance.

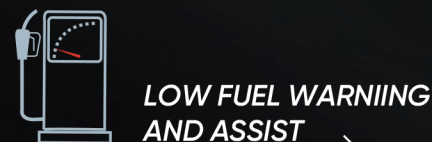
The all-new LCD Display with SmartXconnect, enabled with bluetooth connectivity and voice assist uses a unique pairing with your smartphone to display race telemetry, navigation, and more.



Riders can press the dedicated info switch to display and control cellular notifications on the console.



The TVS SmartXconnect app records a numbers of race parameters and specific race data that the racer can easily analyse.



When the bike is low on fuel, pressing the info switch will automatically redirect the rider to the nearest petrol station.



## TURN-BY-TURN NAVIGATION

The TVS SmartXconnect is enabled with a trip mode. The directions are displayed on the console and the system is pre-programmed with essential stops such as fuel stations, hospitals and restaurants.



This unique safety feature is triggered when the machine senses a fall. The system enters crash alert mode and notifies the rider's emergency contacts with the crash location within 160 seconds.

## FIRST-IN-CLASS RIDE MODES



### Urban Mode

The urban mode delivers smooth and controlled movement, enabling you to cut through dense traffic with ease. The linear acceleration & deceleration enables comfortable low & mid speed operation. The ABS is optimised for a quick response with minimal lever pulsation, giving you the confidence to cut through the streets.



### Sport Mode

This mode unleashes the full power of your race machine, to take on the highway. The ABS is optimised to give you total control, while the engine is primed to deliver sharp, aggressive acceleration at all levels of speed. This mode also primes your machine to deliver a high-thrust launch right from the first twist of the throttle.



### Rain Mode

Power through any storm with this mode, which ensures a sharp ABS response with a strong lever pulsation feel. This instils confidence even in the most slippery, unforgiving conditions. This sharp ABS braking response also gives you superior control on muddy surfaces.

#### SPORT MODE

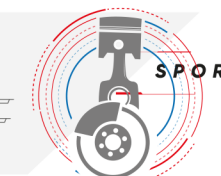
TOP SPEED   
ABS RESPONSE

#### URBAN MODE

TOP SPEED   
ABS RESPONSE

#### RAIN MODE

TOP SPEED   
ABS RESPONSE





ALL-NEW  
RACE STYLING



### ALL-NEW LED TAIL LAMP

The LED tail lamp has an imposing design, engineered to intimidate as you take the lead on the race track.



### MUSCULAR NEW DESIGN

The all-new tank now gets more aggressive with a flared design, creating an unmistakable presence. While the form also aids racing function, with the cowl providing aerodynamic assistance and engine cooling.



ALL NEW RACE  
STYLING

### IMPOSING NEW LED HEADLAMP

The all-new LED Headlamp has been designed to intimidate while delivering superior luminosity. The classic design of the 'Beast Eyes' gets a contemporary twist. The always-on LED position lamp is ready to take on the track.



### BOLD NEW GRAPHICS

Bold and unmistakable, the race-inspired graphics make a statement on the track.



ALL-NEW RACING  
POWER



## X-RING CHAIN

The chain is designed with four points of contact and two additional reservoirs of lubricant. The self-aligning function dispenses pressure and minimizes power loss due to lower friction, while also increasing the longevity of the chain.

## RACE TUNED FUEL INJECTION ENGINE



**RT-Fi**  
RACE TUNED



## GLIDE THROUGH TECHNOLOGY

This first-in-segment feature allows for effortless launches off the line with the slow release of the clutch, and with no throttle operation.

The maximum speed with GTT without throttle:


In 1<sup>st</sup> gear is up to 7 km/h

In 2<sup>nd</sup> gear is up to 12 km/h

In 3<sup>rd</sup> gear is up to 17 km/h

The all-new TVS Apache RTR 160 is powered by the BS-VI Race Tuned Fuel Injection (RT-Fi) technology. The intelligent system has optimized the engine, so that racers can experience the ultimate performance from the engine in any race condition. The race derived engine is developed with a short stroke set up for lightning fast acceleration.

The engine delivers intense torque and the high revving nature at the top end translates to greater racing speeds.





ALL-NEW RACING  
DYNAMICS



**SYNCHRO  
STIFF CHASSIS**

The Synchro Stiff Chassis provides the perfect balance of stiffness for optimised straight-line performance, while delivering flex for aggressive cornering. This gives the racer the confidence to push the limits on the track.


**ALCANTARA  
RACING SEAT**



The meticulously crafted racing seat is designed to provide the ultimate comfort over long race distances.

**MIG  
SUSPENSION**

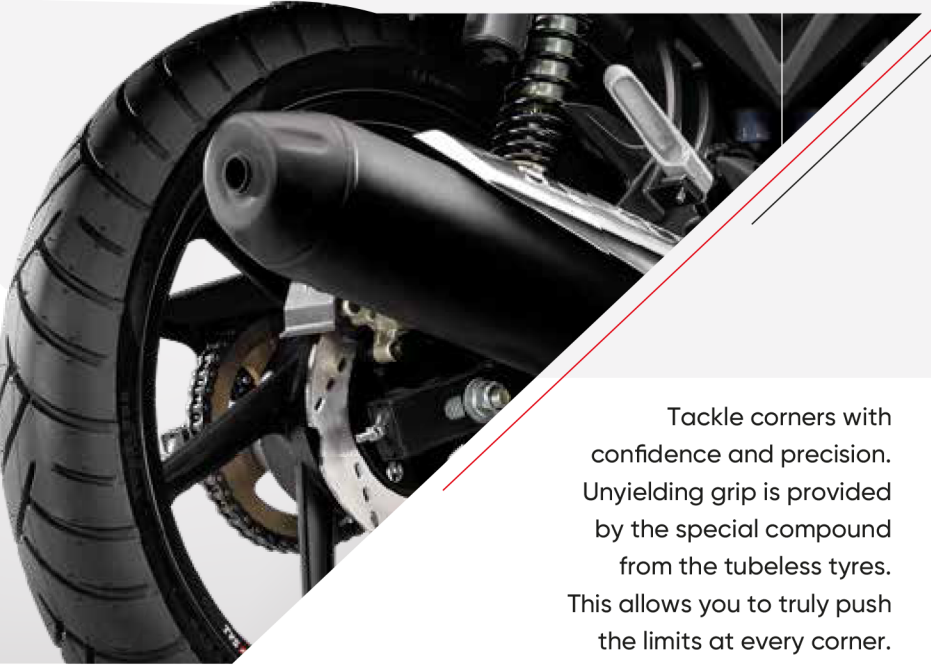
The rear monotube inverted gas filled 5 step adjustable shocks with a rectangular swingarm, enables the perfect synergy of cornering aggression and agility.



**ROTO PETAL  
DISC BRAKES  
WITH *SUPER*  
MOTO ABS**

Brake late into every corner with confidence. The unique Roto Petal design is stunning and effective. While the single channel Super Moto ABS offers precise control and sharp feedback, allowing for razor sharp cornering.

**WIDER  
TYRE**



Tackle corners with confidence and precision. Unyielding grip is provided by the special compound from the tubeless tyres. This allows you to truly push the limits at every corner.





Every Apachean is a part of the Apache Owner's Group, a motorcycling community consisting of over 1,00,000 members. With chapters across the length and breadth of the country, the group embarks on motorcycling adventures of all kinds - from breakfast rides to crossing borders both international and domestic.

## APACHE OWNER'S GROUP

# THE WORLD OF **APACHE**

From the moment you get the keys to your TVS Apache race machine, you automatically become a part of a community of performance enthusiasts with exclusive access to high-adrenaline experiences. And with it, the pride of being called an Apachean.



## APACHE **PRO PERFORMANCE**

Wheelies pop and jaws drop. The Apache Pro Performance is a series of stunt shows like no other. Featuring the best stunt riders in the country, the APP team tour various locations to break records and get hearts pumping.



## APACHE **RACING** **EXPERIENCE**

The Apache Racing Experience brings you closer to the racetrack than ever before. With mentorship from championship winning riders from TVS Racing. The ARE also provides a clear path to the prestigious One Make Championship, giving every Apachean the opportunity to explore a foray into professional racing.



**THE ALL-NEW *RACER'S CHOICE.***



**Apache**  
**RTR 160**  
**RACING DNA UNLEASHED**